



- ❖ Borehole level control
- ❖ Sewage Pumping Station
- ❖ Dry-Run Protection

Designed for complete control of pumps up to 1.5kW single phase with low voltage control circuit with connections for:

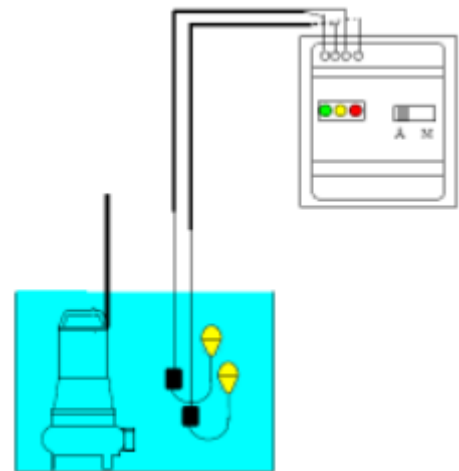
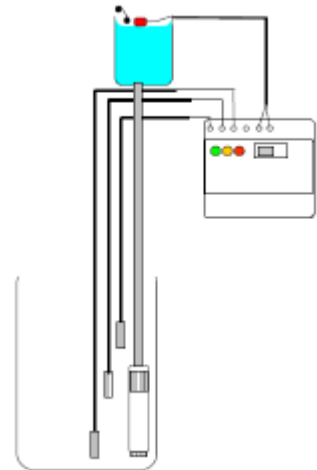
1 or 2 Float switches

or

2 or 3 Conductivity Probes

and

Connection for pressure switch or header tank level switch (optional)



Features:



Fused isolation switch



AUTO/MAN switch
Power on LED - Pump Running – Low Level




Relay for motor control up to 1.5kW 250V




Removable terminal board makes wiring easy



Separate terminal board for power supply & submersible pump capacitors (if used)



Removable circuit breaker with LED indicator & manual reset button.
Standard 10amp, lower ratings in request.



Water-Pump.biz
Penstar
Rhoshill
Cardigan
SA43 2TX

Tel: 01239 841458
Or 0845 129 7253
Fax: 01239 841307

info@water-pump.biz
www.water-pump.biz